



Magnesium Elektron

SERVICE & INNOVATION IN MAGNESIUM

Melmag[®] Battery Plate and Strip

Datasheet : 488

Magnesium Elektron UK,
P.O. Box 23, Rake Lane, Swinton, Manchester, M27 8DD, England.
Tel: 0161 911 1000 Fax: 0161 911 1010
Web: www.magnesium-elektron.com VAT No: GB 668 2142 26

A Division of MAGNESIUM ELEKTRON LIMITED. Registered in England No. 3141950.
Registered Office: The Victoria, 150-182 Harbour City, Salford Quays, Salford, M50 3SP
A Luxfer Group Company

Melmag® Battery Plate and Strip

properties. MELMAG®AP65, 75, and AT61 are high performance alloys which are more electrochemically reactive and generate much higher cell voltages. This results in rapid activation and short voltage transience on switching between loads, making them more suitable for the high demands required for military applications. The chemical and metallurgical conditions of all these alloys are carefully controlled to provide optimum properties.

CONDITION

MELMAG®AP65, 75, and AT61 sheet is normally supplied solution treated and weight flattened, while AZ31 and AZ61 sheet is annealed and weight flattened.

AZ31 and AZ61 coiled strip is available as-fabricated or annealed at the user's option.

PACKING

MELMAG®AP65, 75, and AT61 sheet is packed flat in convenient lots, sealed in polythene envelopes with silica gel dessicant bags to B.S. 25450. The envelopes are packed in waterproofed wooden cases with wooden spacers to maintain flatness when required.

AZ31 and AZ61 coils are packed horizontally (eye to the sky) in sealed steel drums with silica gel dessicant bags. Drums are palletized for ease in handling.

PRODUCT AVAILABILITY

MELMAG®AP65, 75, and AT61 are available only as flat sheet. AZ31 and AZ61 are available as flat sheet or coiled strip. Special shapes may be blanked in sheet form in accordance with customers' requirements.

Minimum sheet thickness

AZ31 and AZ61	0.25mm
MELMAG®AP65 and 75	0.25mm
MELMAG®AT61	0.25mm

Maximum sheet width

AZ31 and AZ61	380mm
MELMAG®AP65 and 75	305mm
MELMAG®AT61	305mm

Maximum sheet length

AZ31 and AZ61	2790mm
MELMAG®AP65 and 75	800mm
MELMAG®AT61	800mm

Minimum coil gauge

AZ31 and AZ61	0.15mm
---------------	--------

Maximum coil width

AZ31 and AZ61	380mm
---------------	-------

CHEMICAL COMPOSITION LIMITS

AZ31

Aluminum	2.5 - 3.5%
Zinc	0.6 - 1.4%
Manganese	0.20 - 1.0%

AZ61

Aluminum	5.8 - 7.2%
Zinc	0.4 - 1.5%
Manganese	0.15 - 0.5%

MELMAG®AP65

Aluminum	6.0 - 7.0%
Lead	4.4 - 5.0%
Zinc	0.4 - 1.5%
Manganese	0.15 - 0.3%

MELMAG® 75

Thallium	6.6 - 7.6%
Aluminum	4.6 - 5.6%
Manganese	0.25% maximum

MELMAG®AT61

Aluminum	5.7 - 6.5%
Tin	0.8 - 1.2%

STANDARD TOLERANCES

For MELMAG®AP65, 75, and AT61

Gauge	0.25 - 0.5mm	± 0.05mm
	over 0.5mm	± 10% of nominal

Width	up to 305mm	± 0.3mm
-------	-------------	---------

Length	up to 800mm	± 1mm
--------	-------------	-------

For AZ31 and AZ61

Gauge	0.25 - 0.35mm	± 0.025mm
	0.36 - 0.70mm	± 0.038mm
	0.71 - 1.14mm	± 0.051mm
	1.15 - 1.60mm	± 0.064mm
	1.61 - 2.00mm	± 0.076mm
Width	up to 150mm	± 0.25mm
	151 - 305mm	± 0.41mm

Length	up to 800mm	± 1mm
	1000 - 1219mm	± 2.4mm
	1220 - 2540mm	± 3.2mm

Lateral Bow or Camber		
Maximum in any 1 metre		8.3mm

SURFACE FINISH

Sheet or strip is normally supplied scratchbrushed on both sides with a surface finish in the range 500 - 3125 nanometres C.L.A.

Contact resistance immediately after brushing is not more than 100 micro ohms/cm² with a contact pressure of 17 N/mm². Magnesium Elektron produce a range of magnesium alloys to meet all seawater battery applications. These include the traditional commercial materials AZ31 and AZ61, as well as the high power speciality magnesium alloys developed by Magnesium Elektron such as MELMAG®AP65, MELMAG®75 and MELMAG®AT61. AZ31 and AZ61 are the industry standard alloys which are more economical to produce, available in a more extensive range of sizes and offer good all round

Electrochemical Performance

MELMAG®AP65 and 75 were developed for use in high rate primary seawater activated batteries with flowing electrolyte such as torpedo batteries and will operate satisfactorily up to 500 mA/cm². Under most conditions voltage increase per cell of 20% and 30% respectively can be obtained compared to AZ61. These alloys have also been successfully used in lower rate applications such as sonobuoys or life-jackets. Higher reactivity compared to AZ61 gives shorter activation times and shorter voltage transients when switching between high and low loads.

MELMAG®AT61 also gives shorter activation times compared to AZ61. This alloy is designed to offer reduced switching transients where short periods of high discharge are needed.

The reaction product from MELMAG®AP65 is in a fine black flaky form. In batteries with flowing electrolyte this is washed out of the cell; in static cells it may settle to the bottom of the cell.

The reaction product from MELMAG® 75 is in a fine black flaky form that washes out of cells with flowing electrolyte. In static cells, a thicker but porous brown black film may accumulate. This does not affect electrode performance, but may require special design considerations.

Under low current density discharge conditions, the relationship between voltage and current density is approximately:

$$V = 1.50 - 0.00144 I \quad \text{for MELMAG®AZ61}$$

$$V = 1.70 - 0.00144 I \quad \text{for MELMAG®AP65}$$

$$V = 1.80 - 0.00144 I \quad \text{for MELMAG® 75}$$

where V is cell voltage and I is current density in mA/cm²

TOXICITY

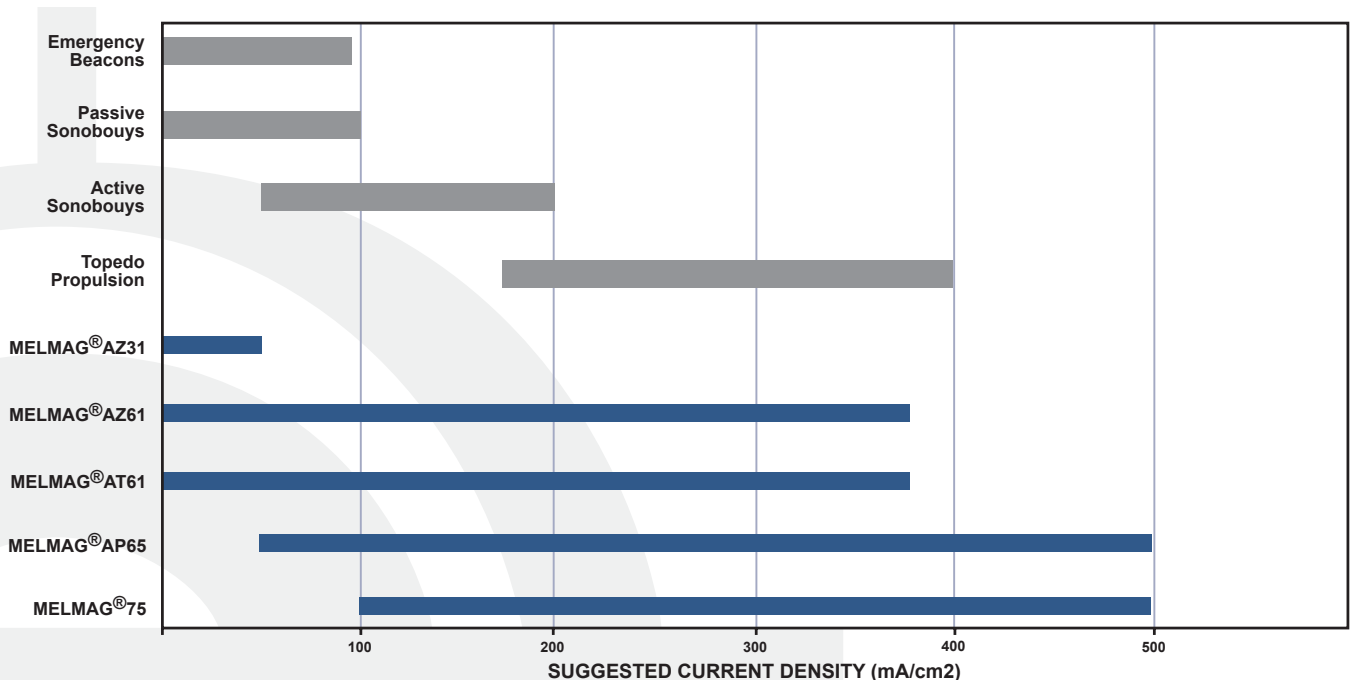
As MELMAG®AP65 contains a small quantity of lead, clean gloves should always be worn when handling this material. Local health authorities should be consulted for any additional precautions thought necessary.

MELMAG® 75 contains a low percentage of thallium. Thallium is a cumulative poison in the same manner as lead. However, as the thallium decomposition products (oxide, hydroxide, and chloride) likely to occur in battery plate reactions have some solubility, there exists the possibility of accumulation of thallium in the body by skin absorption from continuous unprotected handling. All handling should therefore be carried out using non-absorbent type gloves (e.g. PVC or latex). Local health authorities should be informed of the presence of this material so they can take appropriate action.

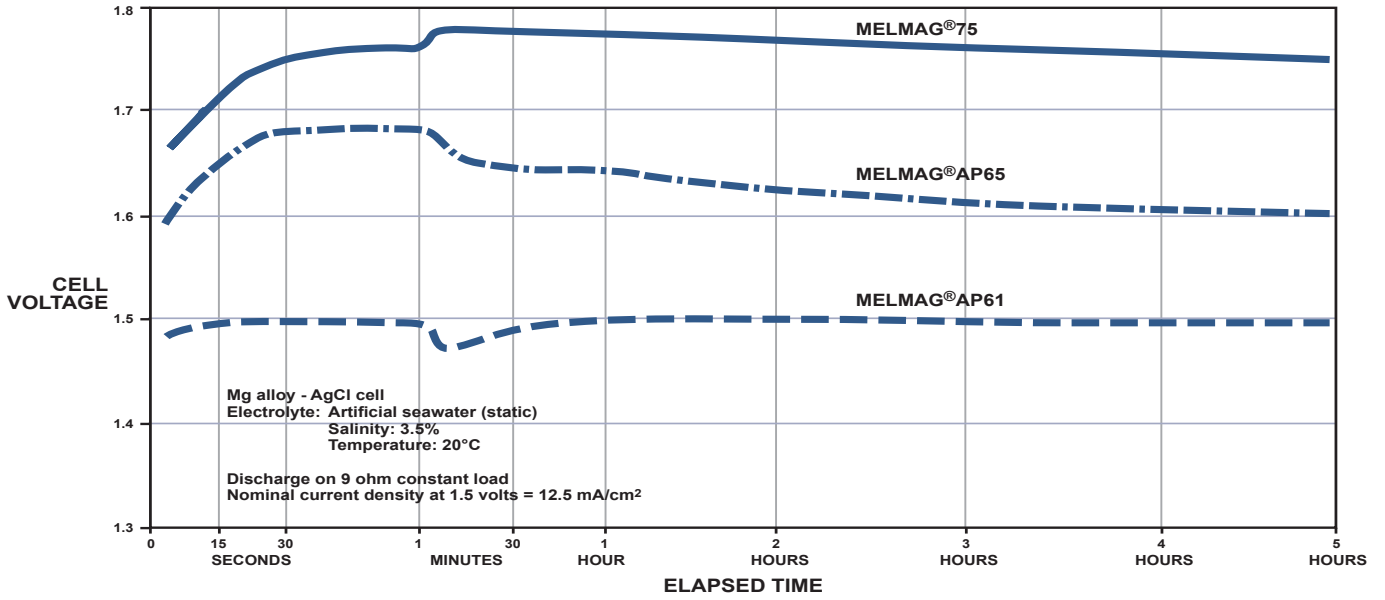
Reference should be made to Local Authority regulations on the disposal of toxic materials when disposing of battery plate, scrap or reaction products from MELMAG®AP65, 75, and AT61.

Typical Applications of Seawater Batteries
ELECTROCHEMICAL PERFORMANCE

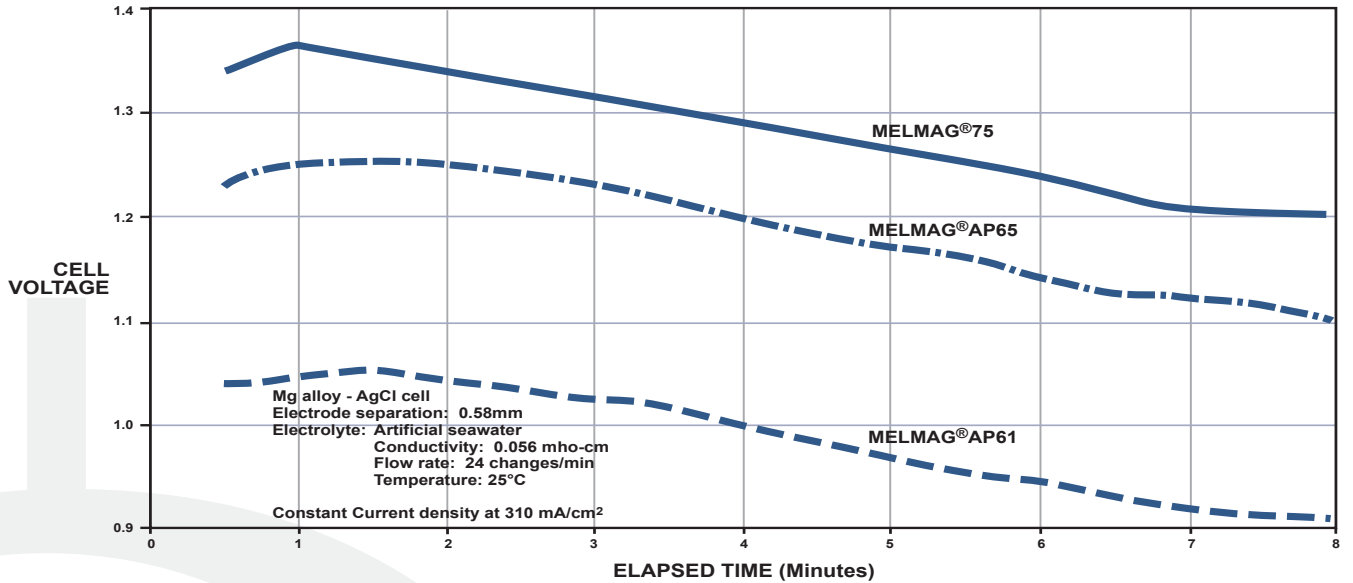
Typical Applications of Seawater Batteries



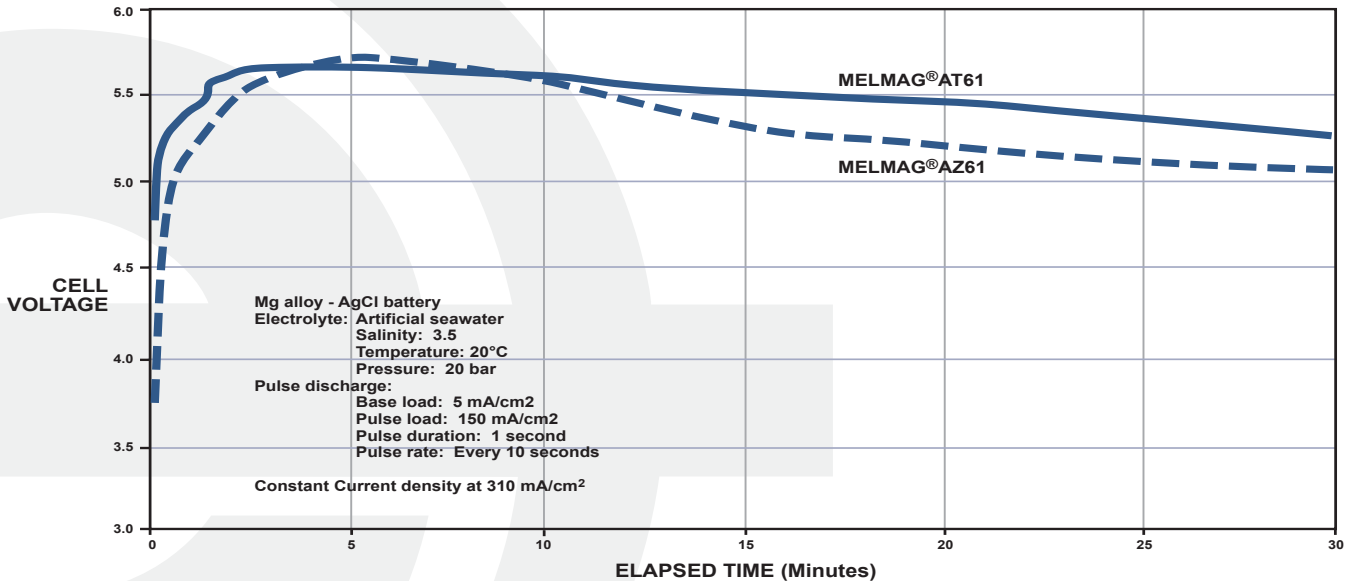
Discharge of life jacket batteries at low current density



Typical single cell discharge at high current density



Typical pulsed load battery discharge





Certificate No. FM12677